EXPLODED VIEW

SINGLE-OUTLET, ROUND – WET- AND DRY-MAINTAINED

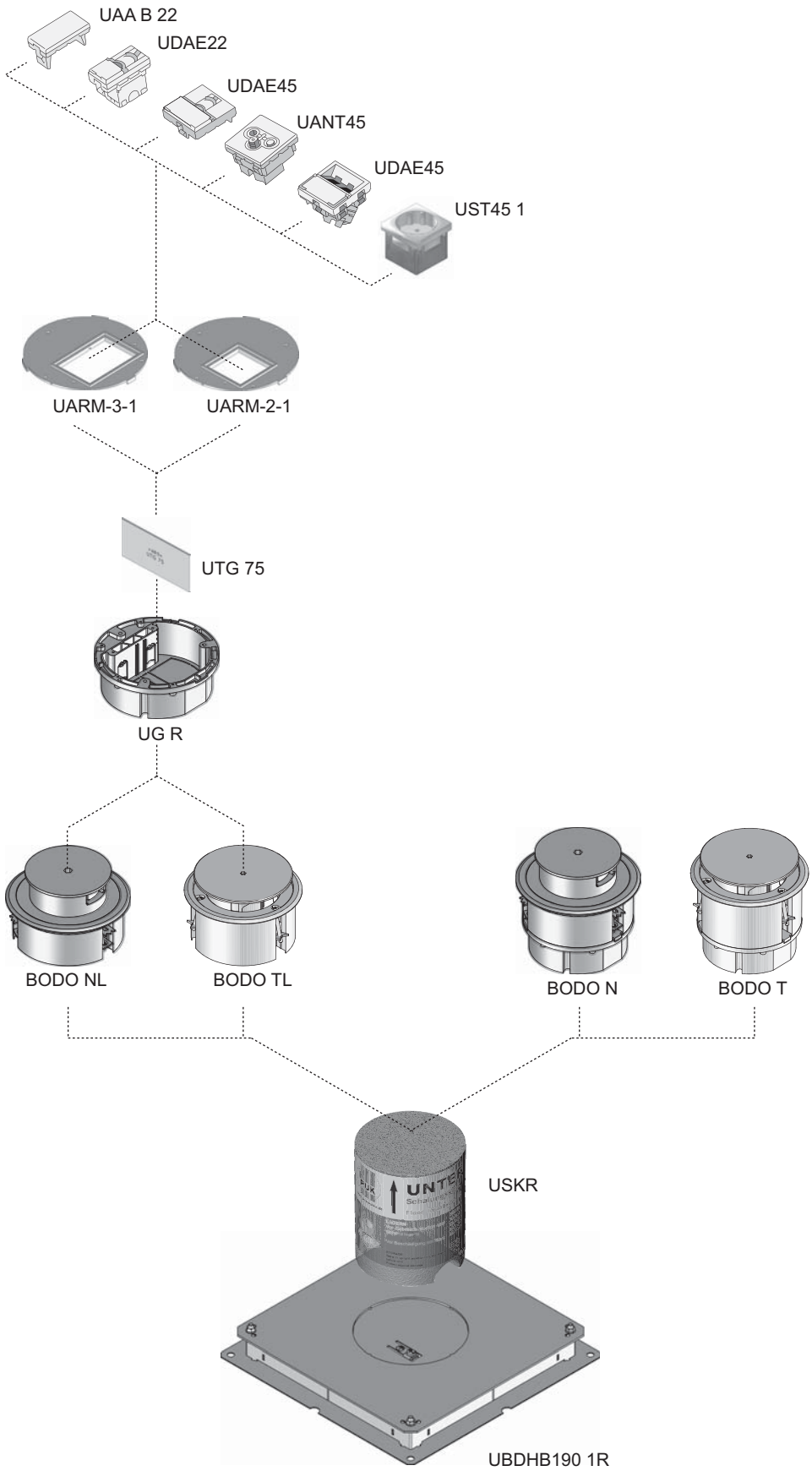

Instructions for installation – installation units for screed and hollow floors
Single outlet BODO, wet maintenance floors



Round single-outlet with protection frame made of aluminium with an outside diameter of 133 mm, equipped with an isolated ground receptacle and a RJ45 data box or as revision opening. For installation in screed floor or false floor.



Screed / false floor
Create a floor opening in the screed or raised floor using a core cutter or through the use of hollow space floor box with shuttering unit.



Cover lid
Open lid by means of Allen screw counter-clockwise.



Remove tube
Put the lid into the grooving of the tube receptacle and thus unscrew the tube receptacle.

Attach the frame and insert the strain relief
Protection frame have to seal accordingly when used in wet-maintained floors. Insert strain relief from below into the opening and secure the cable. Tighten the claws by means of cross-head screws.

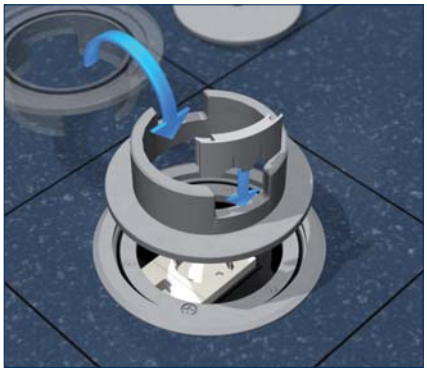

Tube insert
Bring single-outlet from closed to open state by swivelling the tube insert by 180°. Insert the rubber sleeve for a dust-proof sealing.



Equipment
Insert plug and lead cables through the cable outlet. Tightly screw together tube insert and tube lid.

SINGLE-OUTLET, ROUND – DRY-MAINTAINED

BODO T
single outlet with bottom outlet, dry maintenance, round

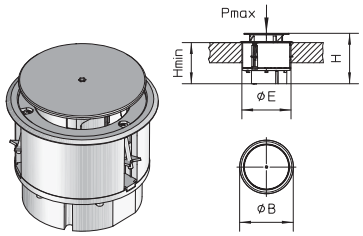

Article ID	H mm	Hmin mm	B mm	E mm	Pmax kN	C	G kg	PL 2010 €/pc	
BODO T-S	126	102	133	122	2	RAL 9011	0,40	85,60	ABS
BODO T-G	126	102	133	122	2	RAL 7011	0,40	85,60	

inclusive: 1 x UAA-B 22 cover, blind
1 x UST45-W 1 socket, single
1 x UARM-3-1 118 cover plate
1 x UG-R device installation cup, round

optional: UWZ-TS40 torx key

BODO TL
single outlet, dry maintenance, round, empty

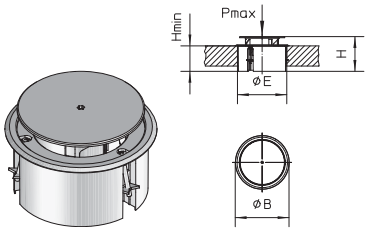

Article ID	H mm	Hmin mm	B mm	E mm	Pmax kN	C	G kg	PL 2010 €/pc	
BODO TL-S	87	63	133	122	2	RAL 9011	0,20	33,40	ABS
BODO TL-G	87	63	133	122	2	RAL 7011	0,20	33,40	

optional: UG R device installation cup, round
UTG 75 device separation plate
UARM-3-1 cover plate
UARM-2-1 cover plate
UWZ-TS40 torx key

UG R
Device installation cup, round

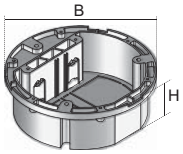

Article ID	H mm	B mm	C	G kg	PL 2010 €/pc	
UG-R	39	118	RAL 9011	0,05	6,70	ABS

inclusive: 2 x UGZ-R strain relief
2 x BLS 2,9x32 tapping screw

optional: UTG 75 device separation plate

UTG 75
Device separation plate

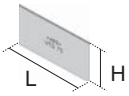

Article ID	H mm	L mm	C	G kg	PL 2010 €/pc	
UTG 75	36	75	RAL 9011	0,01	1,35	ABS

UARM-2-1
Cover plate for 2x UDAE22

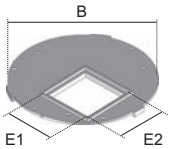

Article ID	B mm	E1 mm	E2 mm	C	G kg	PL 2010 €/pc	
UARM-2-1 118	114	40,5	40,5	RAL 9011	0,03	1,95	ABS

optional: UST45 1 socket, single
UDAE22 data systems installation device single

UARM-3-1
Cover plate for 3x UDAE22

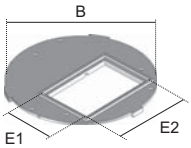

Article ID	B mm	E1 mm	E2 mm	C	G kg	PL 2010 €/pc	
UARM-3-1 118	114	40,5	63	RAL 9011	0,02	1,90	ABS

optional: UST45 1 socket, single
UDAE22 data systems installation device single

© PUK-WERKE KG · PUK-FLY-BODO-EN · TOPP · 1.000 · 2012-04-12

Irrtümer und technische Änderungen vorbehalten, Nachdruck sowie jegliche elektronische Vervielfältigung nur mit unserer schriftlichen Genehmigung.
Mit Erscheinen dieser Drucksache verlieren alle vorhergehenden Unterlagen ihre Gültigkeit.

Instructions for installation – installation units for screed and hollow floors
Single outlet BODO, dry maintenance floors



Round single outlet with protection frame made of plastic, external diameter 113 mm, equipped with one isolated ground receptacle or as inspection chamber. For installation into raised or hollow floors.



Raised / hollow floors
Provide a floor opening in the raised floor with a drill bit.



Cable outlet lid
Open cable outlet lid with a torx wrench counter clockwise, pull out to open.



Assembly of receptacle
In order to connect, disassemble the pre-converted single outlet, insert cable and connect to receptacle. Then assemble cover plate, receptacle and device cup.



Fasten strain relief and frame
Insert the strain relieves from below and secure cable. Tighten claws with Phillips head screws.



Cable outlet
Place plug and insert cable outlet lid counter clockwise with bayonet locking device.

Equipment
Lead the cable from an angular or straight plug through the cable outlet.

UBDHB190 1R

hollow space floor box single, round

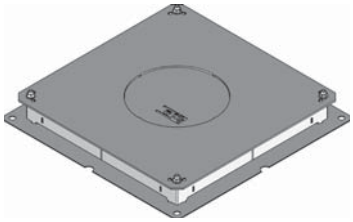

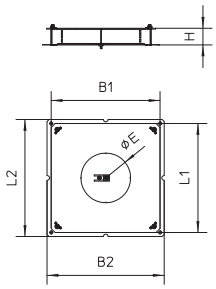

Article ID	H mm	B1 mm	B2 mm	L1 mm	L2 mm	E mm	G kg	PL 2010 €/pc	
UBDHB190 28-122R	31	270	290	270	290	123	1,6	73,35	S
UBDHB190 38-122R	41	270	290	270	290	123	1,7	73,95	
UBDHB190 48-122R	51	270	290	270	290	123	1,8	74,55	

optional: USKR shuttering unit, round
UN nail plug

USK R

shuttering unit round

Article ID	H mm	D mm	G kg	PL 2010 €/pc	
USK 120R-150	150	122	0,42	6,24	STY

BODO N

single outlet with bottom outlet, wet maintenance, round



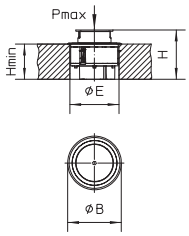

Article ID	H mm	Hmin mm	B mm	E mm	Pmax kN	G kg	PL 2010 €/pc	
BODO N	122	87	133	122	15	0,74	298,00	AL

inclusive: 1 x UET80-R-WD tube cable outlet
1 x UETD80-R-WD tube cover
1 x UDAE22-CAT6 8 data systems installation device single
1 x UST45-W 1 socket, single
1 x UTG 75 device separation plate
1 x UARM-3-1 118 cover plate
1 x UG-R device installation cup, round
1 x UWZ-IS 8 allen key
2 x UGM1-3 sleeve

BODO NL

single outlet, wet maintenance, round, empty



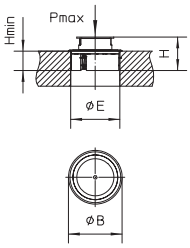

Article ID	H mm	Hmin mm	B mm	E mm	Pmax kN	G kg	PL 2010 €/pc	
BODO NL	83	48	133	122	15	0,48	243,00	AL

optional: UG R device installation cup, round
UTG 75 device separation plate
UARM-3-1 cover plate
UARM-2-1 cover plate
UGM sleeve